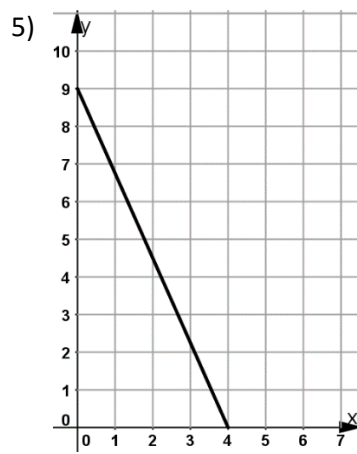
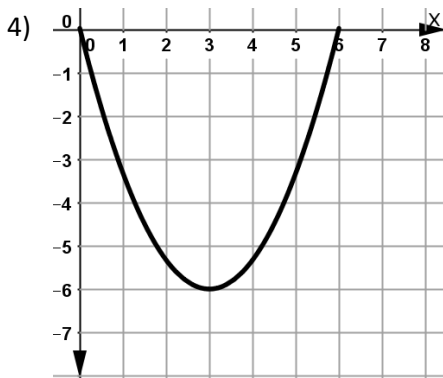
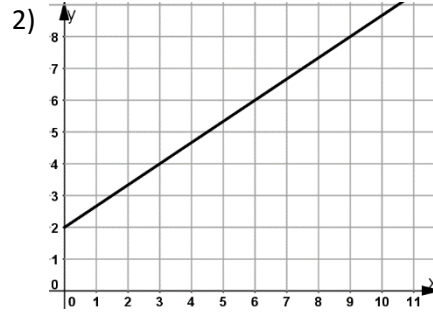
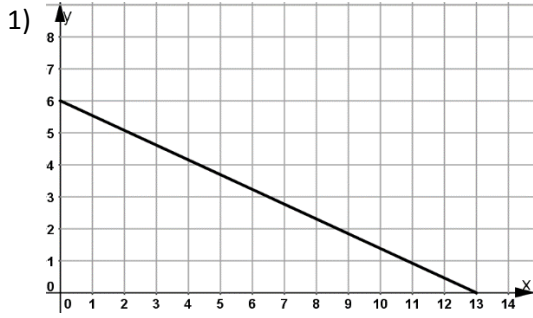


Lesson 6.3 WS

State the domain and range.



Find the slope given the points. $m = \frac{y_2 - y_1}{x_2 - x_1}$

6) $(12, -8)(-13, -13)$

7) $(9, 14)(5, 2)$

8) $(-6, 15)(-6, 5)$

Find the average rate of change given the table below.

9)

x	4	6	8	10	12
y	15	17	23	21	29

10)

x	1	2	3	4	5
y	33	37	34	35	29